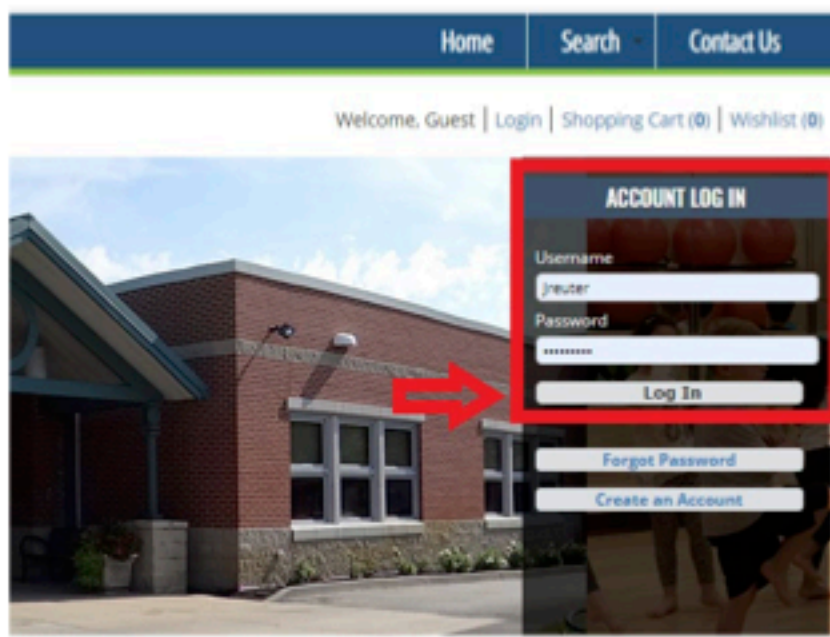


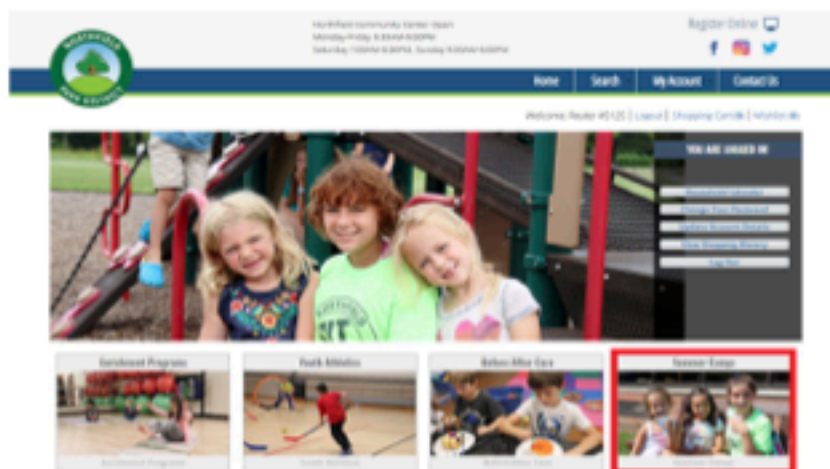
1. Go to northfieldparks.org and click the orange "Program Registration" button on the home page.

2. Enter your Username and Password under the "Account Log In" section on the online registration home page and click the "Log In" button.

- If you have EVER signed up for any Northfield Park District program or fitness membership, you have an active account. Please click the "Forgot Password" button to reset your password. Do NOT create a new account.
- If you are brand new to our district, please click the "Create An Account" button and complete the form. You will get an email when your account has been approved, which may take 24-48 hours.



3. Once you are logged in, click the "Summer Camps" button on the online registration home page.



4. On the next page, all of our summer camps and Before Camp Care will be listed. Choose the camp and section you wish to register for and click on the calendar icon button under the "Add to Cart" header. For this example, I will be registering for Giggle Gang Half Days, Activity 4601-1.

Search Results

Showing 1 To 13

Total Results (13)

Giggle Gang - 4601

Giggle Gang campers must be 3-5 years old by the start of camp and must be fully potty-trained.

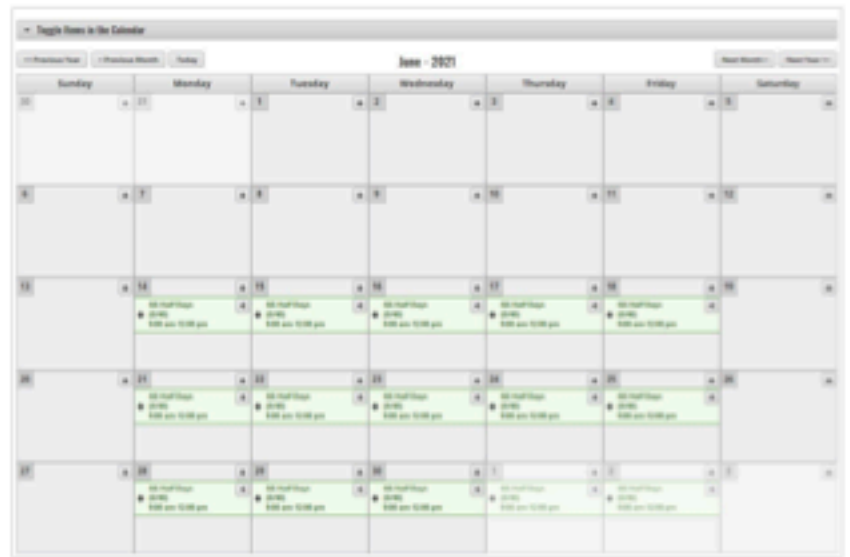
Giggle Gang introduces your campers to the fun of summer through outdoor play, games, songs, group activities, arts and crafts, special entertainment, and more! Campers will meet rain or shine and need to bring a snack and a water bottle each day. All full-day campers also need to bring a sack lunch each day. Choose your days!

All camps will follow current COVID safety guidelines and capacity limitations. Details on how this affects camp will be shared closer to the start of camp, in order to mitigate the risk of cancellations, maximum capacities are limited but may increase as permitted by COVID guidance.

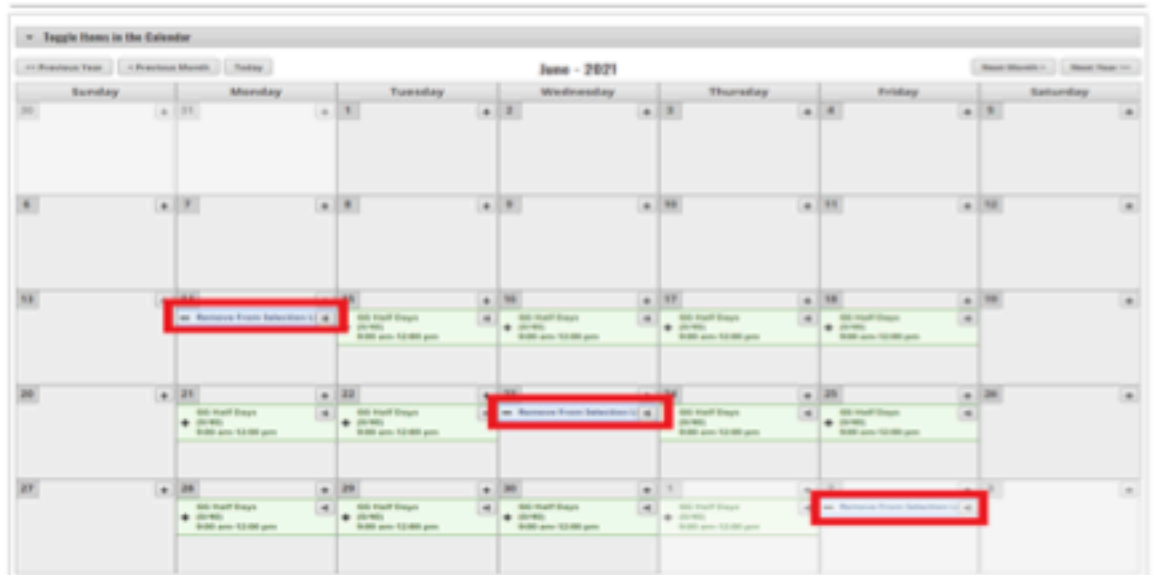
Add to Cart	Activity	Description	Ages	Grades	Day	Dates	Times	Locations	Info
<input type="checkbox"/>	4601-1	GG Half Days	3-5		M, Tu, W, Th, F	06/14/2021-08/13/2021	9:00 am -12:00 pm	Northfield Community Center	
<input type="checkbox"/>	4601-2	GG Full Days	3-5		M, Tu, W, Th, F	06/14/2021-08/13/2021	9:00 am - 3:00 pm	Northfield Community Center	

5. The following page will be a calendar with all the available days shown for the option you selected. To sign up, select any days you wish to register for by simply clicking in the green section of any days you want. Each day selected will be added to your cart and listed at the bottom of your screen.

- a. To unselect days, click on the blue bar buttons that appear on the days you've picked.



6. Once you have selected all the days you want to sign up for, click the "Add to Cart" button in the bottom left of your screen. In our example, I will be signing up for GG Half Days (4601-1) on 6/14/21, 6/23/21, and 7/2/21.



7. The next screen will show you all family members in your household who are eligible to sign up for the days of the certain camp that you have selected. For this example, Jimmy is the only one able to sign up for Giggle Gang Half Days, so I have checked the box in front of the activity under his name. Click "Continue" to proceed to the Questions/Waiver page.



Jimmy Reuter

Giggle Gang Half Days (4801-1)

Continue Cancel

8. On the Question/Waiver page:
- Select your camper's t-shirt size.
 - Check the "Copy Answers" box in the top left above the question to ensure you only have to answer the question once per registration.
 - Check the "I agree with the above" box under the waiver and click "Continue".
9. The next screen will show your shopping cart with all the days you are about to register for listed along with who in your household is being signed up for that day of the listed program. Check this screen to make sure everything you want to register for is there and, if so, click "Proceed to Checkout".
- If you wish to enroll another camper on the same receipt simply click the "Home" button in the blue header bar and repeat steps 3-11 before clicking "Proceed to Checkout".
10. On the Summary of Charges screen, make sure all the information is correct and select your method of payment. Once you have selected your payment method and confirmed all your personal information is correct, click "Continue".
11. On the next screen enter all your payment and billing information and click "Submit Payment" to complete your online registration for Summer Camp.
12. Once your transaction has been fully processed you will return to a screen like the one shown below, and your receipt will have been emailed to the email address listed in the box in the middle of the screen.
13. Congratulations! You are all registered for Summer Camp! If you have any questions or need help registering online, please email Sammie at sjacob@nfparks.org or call 847.446.4428.